


EXAMODAS (Past Year Exam Paper)

INTI COLLEGE SABAH LIBRARY

- Book Renewal
- Res
- E-Resou
- FAQs
- Past Year Exam Papers**
- Book Request Form
- Inter-Library Loan Form
- INTI Libraries

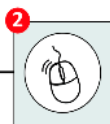
Click Here!

Login to the Library's E-Resources portal with your  INTI WiFi account!

Follow these simple steps:

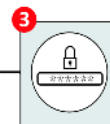


Go to the Library's E-Resources portal at <https://eresources.newinti.edu.my>



Login with INTI WiFi account:

INTI STAFF (Admin/Full time/Part time)	INTI STUDENT
Username: INTI WiFi's Username (without NEWINTI) eg: justin.timorlake	Username: INTI WiFi's Username eg: j19000000
Password: INTI WiFi's Password/company PC or laptop's password	Password: INTI WiFi's Password



Select the required databases and begin your search

 **INTI** International University & Colleges™ ● ○ ○ ○ ○ ○



SCAN THIS CODE
You will be redirected to the Library's E-Resources portal

TELL US!

If you have any [feedback](#) for us, we'd love to hear it!



Search

<http://intilib.intimal.edu.my/intisabah/custom/home.jsp>



INTI
College Sabah

EXAMODAS (Past Year Exam Paper)

Home > Library >

Past Year Exam Papers

2019

https://drive.google.com/drive/folders/19ouqp-QU2LIYSI5VLOgWrbJBW9_rF_3J

2018

https://drive.google.com/drive/folders/16PjoB_GNyzMdYggWQhyxeUKB6IFvUMHu

2017

<https://drive.google.com/drive/folders/0B4nW4Yp7CLxAY204c2pZOUN3Q0E>

2016

<https://drive.google.com/drive/folders/0B4nW4Yp7CLxAbGpQZWxhVUVoaFk>

2015

https://drive.google.com/drive/folders/0B34s_NK2uwITaGNZMDR1TIVYWDQ

2014

https://drive.google.com/drive/folders/0B34s_NK2uwITaGI2TTQ2aVA5bjA

Click at the link

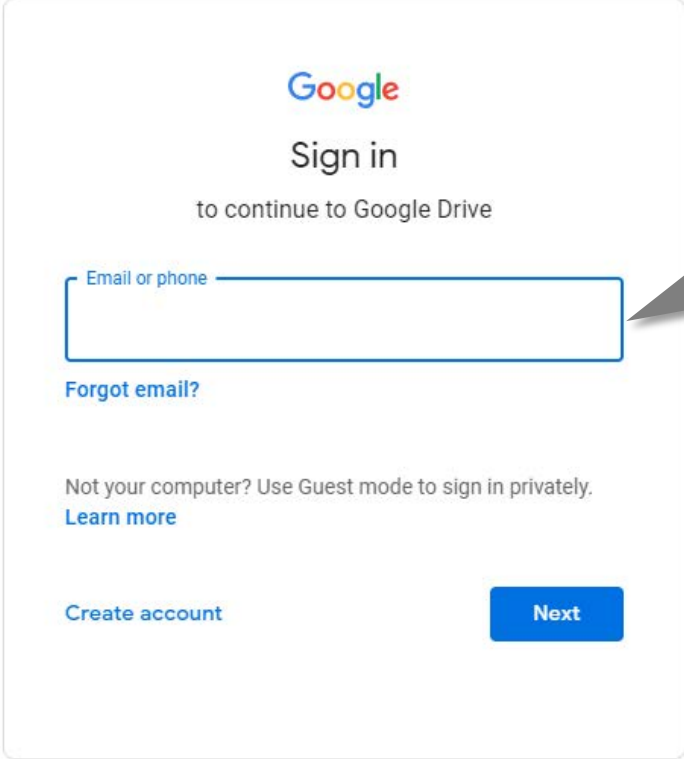
<http://intilib.intimal.edu.my/intisabah/custom/home.jsp>



INTI
College Sabah

EXAMODAS (Past Year Exam Paper)

Login to your INTI Student Gmail



The screenshot shows the Google sign-in interface. At the top is the Google logo, followed by the text "Sign in to continue to Google Drive". Below this is a text input field with the placeholder "Email or phone". Underneath the input field is a link for "Forgot email?". Further down, there is a note: "Not your computer? Use Guest mode to sign in privately." with a "Learn more" link. At the bottom left is a "Create account" link, and at the bottom right is a blue "Next" button. At the very bottom of the page, there are links for "English (United States)", "Help", "Privacy", and "Terms".

“The Past Year Examination Paper will appear upon login”

<http://intilib.intimal.edu.my/intisabah/custom/home.jsp>



INTI
College Sabah